



FULLFACE YF-02



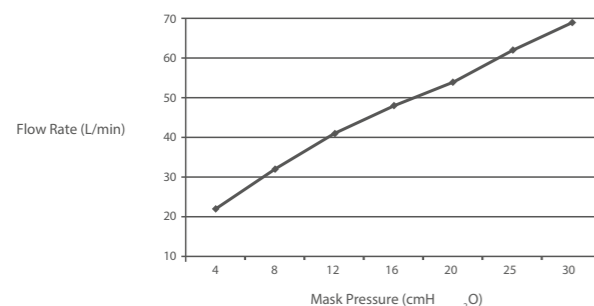
TECHNICAL SPECS

Service pressure range: 4-30 cm H₂O
Net Weight: 107g
Connection tube: 22mm (diameter)
Flow Resistance (50LPM): <0.5cm H₂O
Flow Resistance (100LPM): <1.5cm H₂O
Pressure sound level: 25dB (A)
Dead space: <208ml
Certification: CE

MAIN FEATURES

Adjustable Headgear with straps
Soft silicon cushion
Silent expiration system
No forehead support
Up to 30 cm H₂O
Easy to handle clips (no magnetics)

PRESSURE-FLOW CURVE

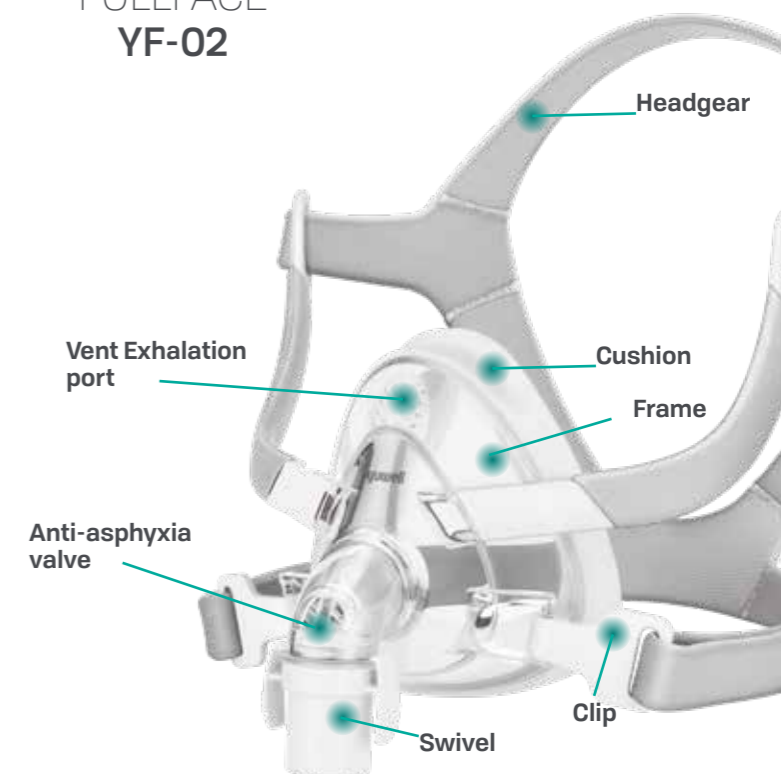


ORDERING INFORMATION

Part Number	Model	Size
MDA2FFM005	YF-02	S
MDA2FFM002	YF-02	M
MDA2FFM006	YF-02	L
MDA2FFM011	YF-02	XL

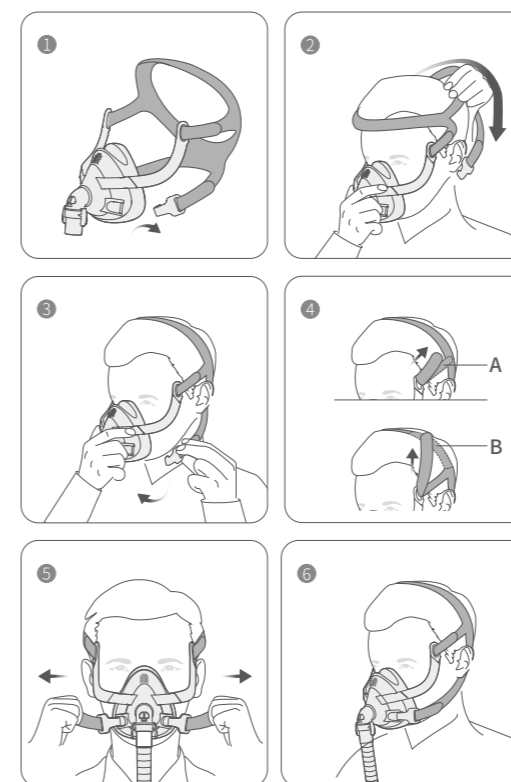


FULLFACE YF-02



FITTING

Use a standard conical connector if pressure readings and / or supplemental oxygen are required.



1. Unclip one of the lower headgear clips from the frame.
2. Hold the mask steadily on your face and pull the headgear over your head.
3. Bringing the lower headgear straps below your ears, clip the headgear to the lower part of the frame.
4. Undo the fastening tabs on the upper headgear straps. Pull the straps evenly towards the top of head or above ears until the mask is stable and comfortable. Reattach the fastening tabs.
5. Undo the fastening tabs on the lower headgear straps. Pull the straps evenly until the mask is stable and comfortable. Reattach the fastening tabs.
6. Your mask and headgear should be positioned as shown in the illustration.

⚠ Note

Connect the device air tubing to the swivel of mask and ensure it is firmly connected.